

THE STUDENT



What is 'The Student' ?

The student is a socio-educational platform that epitomizes on the knowledge and ability of the student to succeed by providing him/her with sufficient resources and course materials such as class lecture notes, books and past papers. A Student gets easy and quick access to notes pertaining a particular unit he or she is undertaking. Lecturers work is eased by enabling him or her to send notes directly to a particular class. All news concerning the university will be readily available in the news feed thus keeps students and lecturers up to date with info.

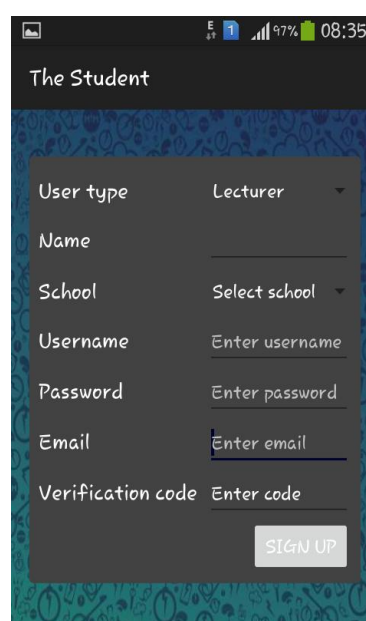
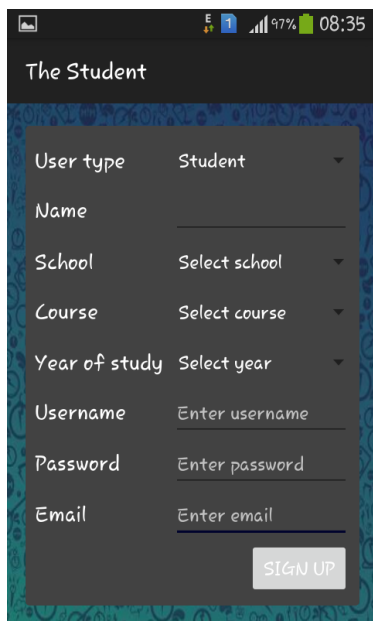
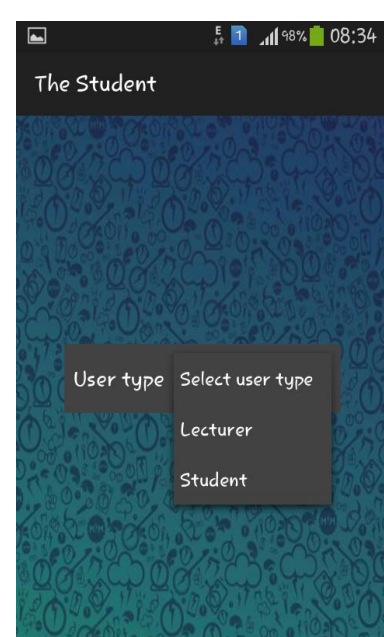
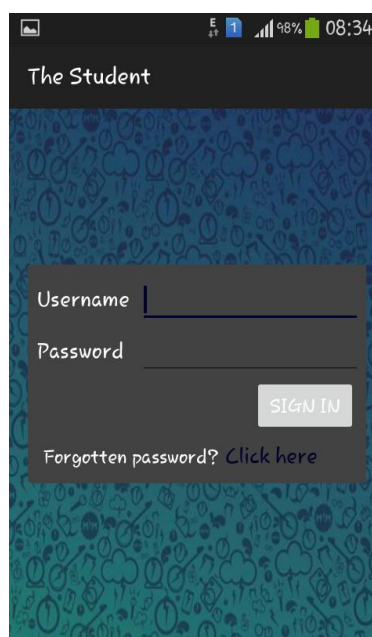
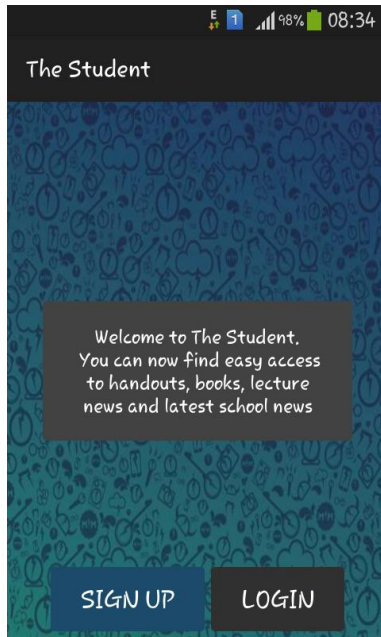
Why develop 'The Student'?

The total number of university students has more than doubled in the past decade. This has resulted in a huge gap of interaction and communication between the lecturers and the students. A need therefore arises to ease the life of both the lecturers and students by easing their mode of communication and that's where 'The student' platform comes in.

- The students can easily receive the resource materials in their respective courses and units with ease through their mobile phones or through the website from our secure and reliable database.
- Opportunities such as positions of industrial attachment, student exchange programmes, scholarships, internships among others are easily advertised and communicated to all the students and lecturers in the respective target group.
- Forums encourage discussion of challenging questions and problems that any student could ask and the lecturer or fellow student could answer.
- School news such as opening dates, upcoming events and exam period and emergency alerts can be communicated to the whole university or a specific group of students.
- To curb underperformance or 'halfbaking' of university students by furthering the learning process through ease of access to course materials and encouraging discussions through forums.

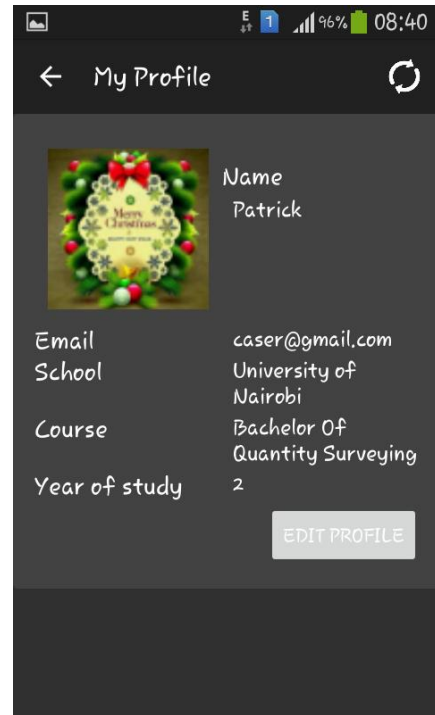
FUNCTIONALITIES : MOBILE PLATFORM

- A student/lecturer sets up a user account by signing up or logging in if the account already exists. The user's email, year of study and course taken will be required. Other details required are shown in the screenshots below.

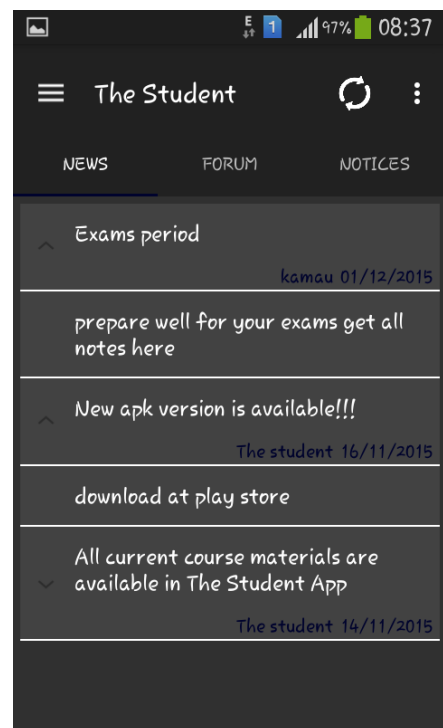


A lecturers verification code is required to confirm and validate all lecturers who sign up to the system. A profile is then generated for the user with respect to the details and photo entered.

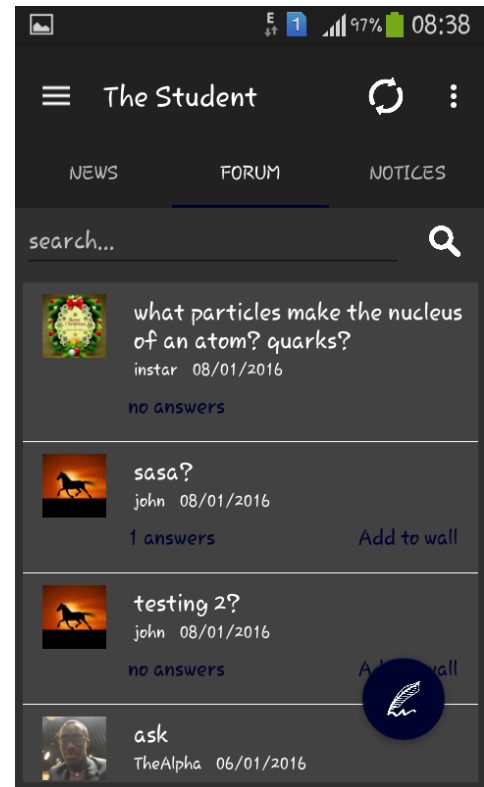
- The user's profile is then generated; A profile photo can be uploaded for ease of identification. A profile photo is also added to make the user identifiable when posting school feeds or comments.



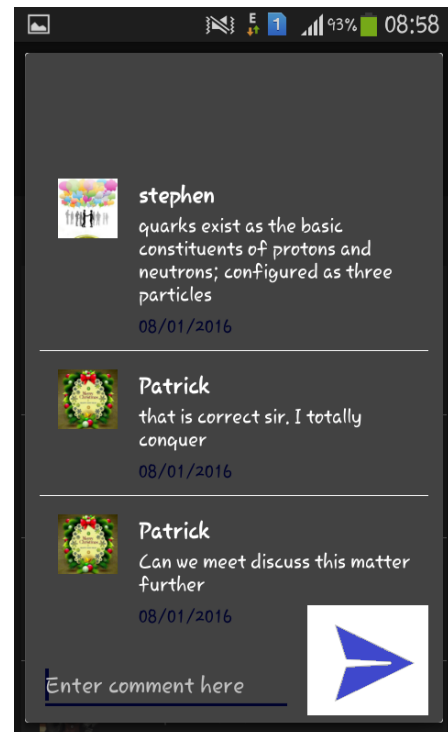
- The home page primarily has the School news, notices and feeds. School Notices are the default post on the home page of the app. They display a content title with an accompanying photo. The notices are clickable for further detailed viewing. School news are viewed by the respective class they are meant for. They are posted by the site administrator and the class lecturer.



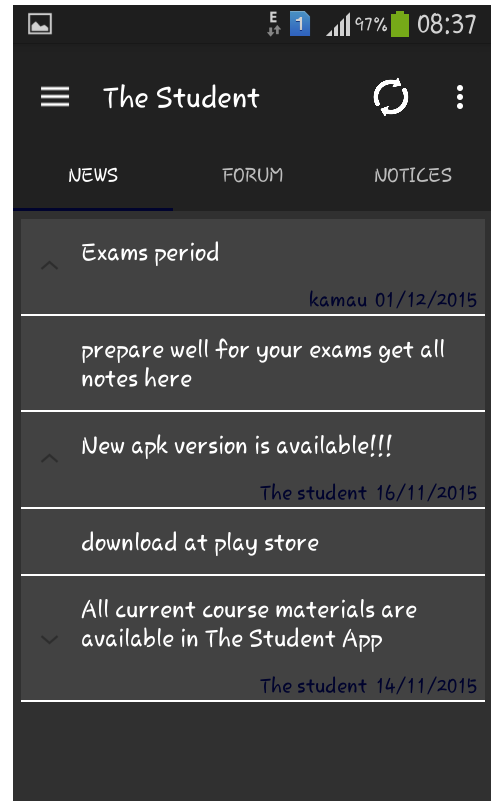
- Forums encourage discussion of challenging questions and problems that any student could ask and the lecturer or fellow student could answer. This helps get different views and ideas about relevant topics. These topics on the forums can be added to a users profile wall.



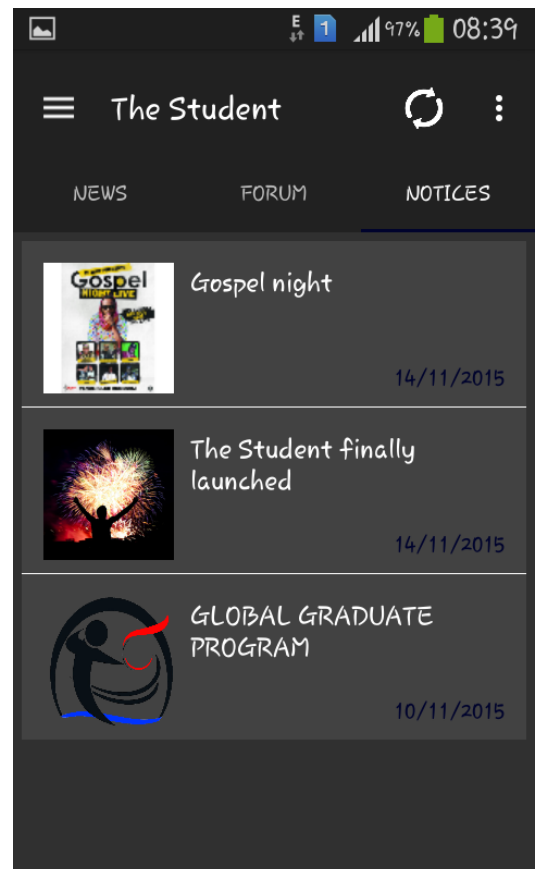
- Answers can also be posted with ease as the string of answers and discussions are displayed on the comment section.

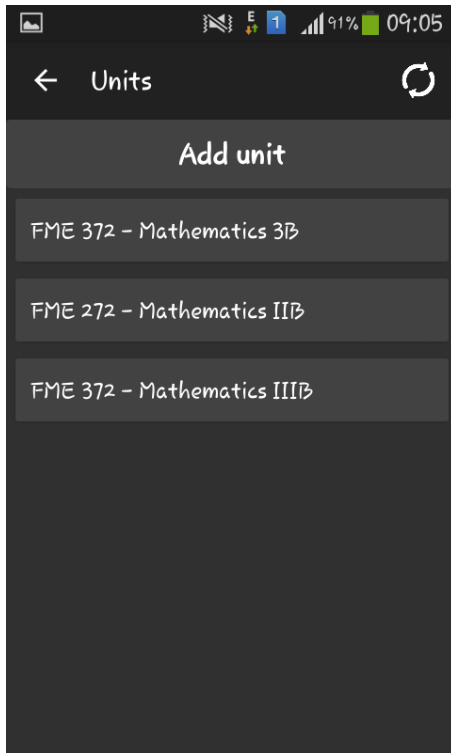


- Notices are posted on the notices page and school news on the news page. School news such as opening dates, upcoming events and exam period and emergency alerts can be communicated to the whole university or a specific group of students.



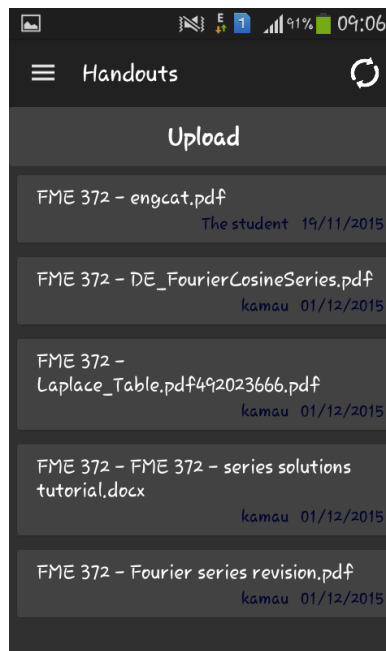
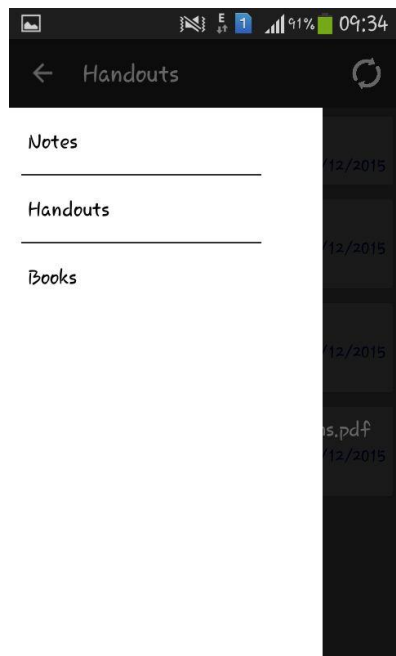
- Opportunities such as positions of industrial attachment, student exchange programmes, scholarships, internships among others are easily advertised and communicated to all the students and lecturers in the respective target group.



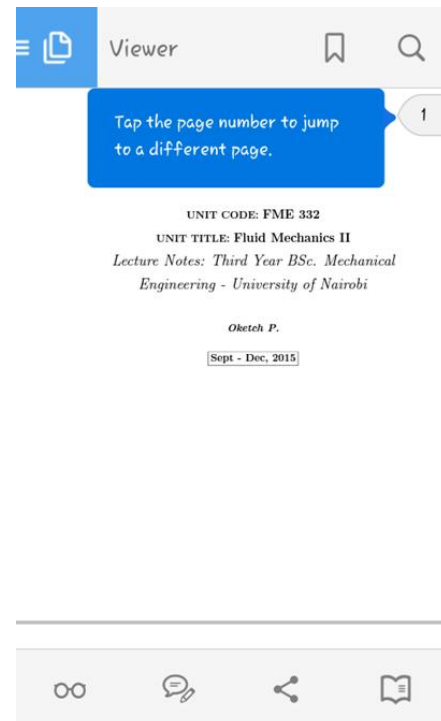
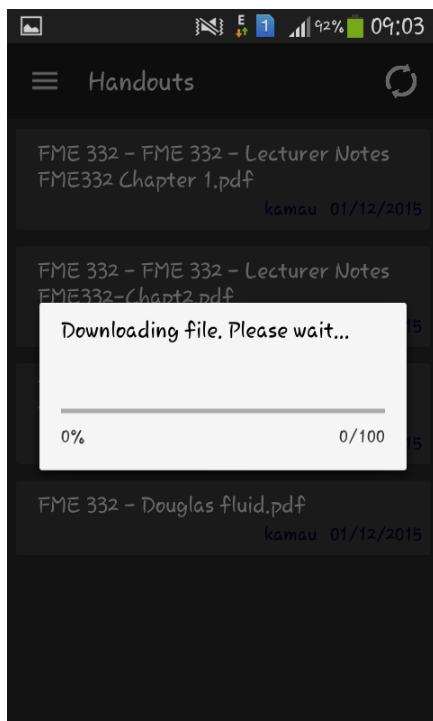
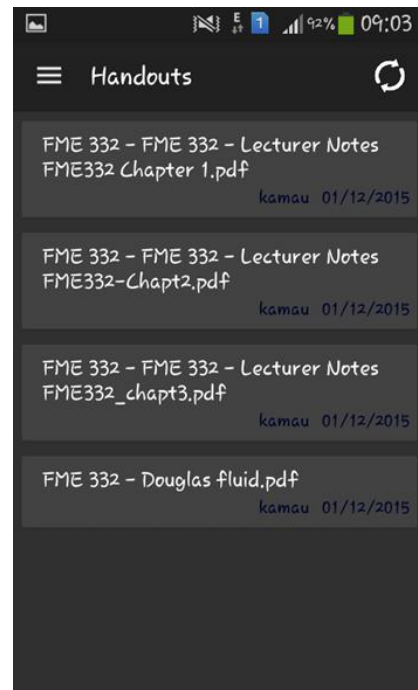
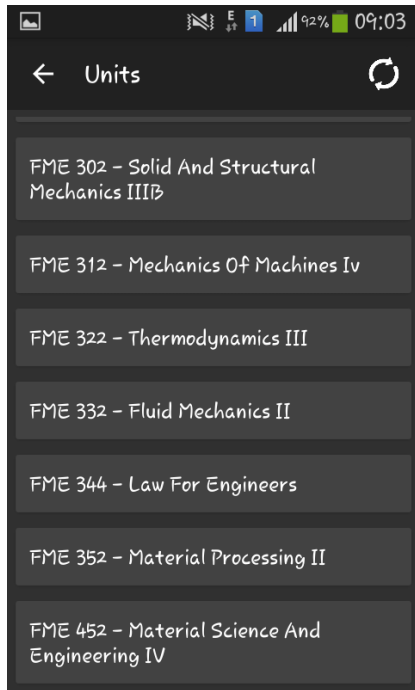


- A lecturer can add more units to the selected units that he/she teaches in the university.

- A lecturer can add more course materials under books, handouts or notes to the selected units that he/she teaches in the university, by simply clicking the upload button.



- A user can access the books, notes or handouts by clicking the 'My Units' item on the menu bar. The resources present can then be downloaded and opened by the student as shown in the screenshots below.



- Please visit our website at www.thestudent.co.ke. You can also receive school news, resources and course materials and get access to the forums. The website is also recommended for users without the android operating system.
- You can download the mobile application 'The Student' at the google playstore under the following link
<https://play.google.com/store/apps/details?id=synobrain.com.thestudent>

OUR CONTACT INFO:

Tel : 0700133709

0706836999

Email : info@thestudent.co.ke

You can also follow us on twitter.com/TheStudent@TheStudent

And support our facebook page 'The Student'.